



THE

BIG SCOTTISH PICNIC



**Heart of
Scotland
Appeal**



Registered with
**FUNDRAISING
REGULATOR**

How to set up your JustGiving Page

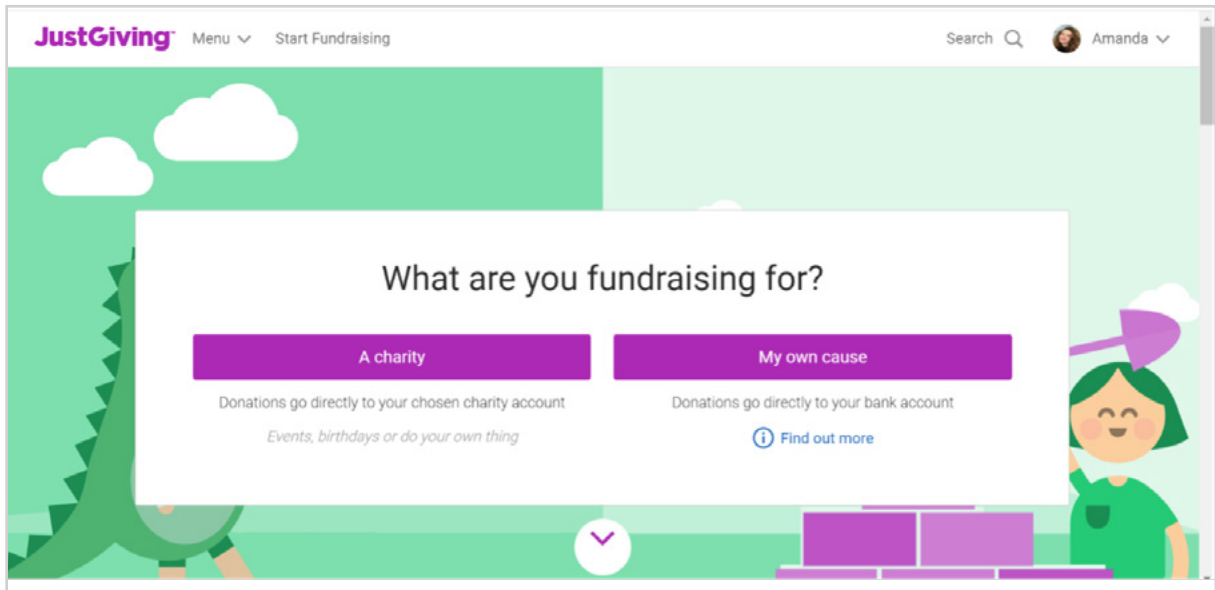
Now you've decided when and where to have your Big Scottish Picnic it's time to set up your online fundraising page. We recommend you use JustGiving, it's quick and easy to set up your page, just follow our steps below.

- 1 Go to www.justgiving.com you'll see this page:



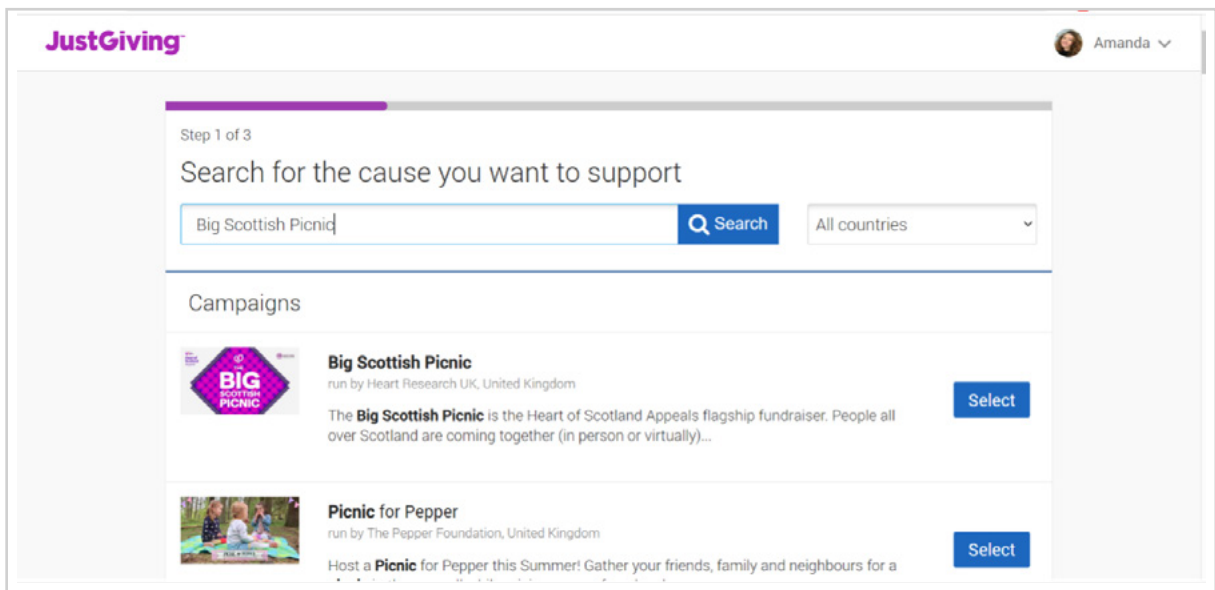
2

Click on 'Start Fundraising' on the top bar, you'll see this screen:



3

Select 'A Charity' and you'll be taken to this page:




4

Type in Big Scottish Picnic and it will be the top result. Just select 'Big Scottish Picnic' this will open the following page:

Step 3 of 3

Check your details

You're raising money for

 **Big Scottish Picnic**
run by Heart Research UK

Your event

Big Scottish Picnic

I'm doing this in memory of someone

Choose your fundraising page web address

www.justgiving.com/fundraising/Amanda-Donaldson9

Gift Aid allows UK charities to reclaim an extra 25% on eligible donations.

Your page can claim Gift Aid if:

- You're not asking for donations in exchange for goods, services or other benefits; and
- Your charity isn't contributing to the cost of your fundraising.

Yes, my page can claim GiftAid

No, my page isn't eligible

[Learn more about Gift Aid](#)


I'm happy for Heart Research UK to keep me informed, by email, about the impact of my fundraising and other ways to stay involved including future events, campaigns and appeals.

Yes please, opt me in

No thanks, opt me out

NOTE: Heart Research UK will receive your details and may need to contact you to support you in this fundraising effort. You can update your preferences directly with Heart Research UK.

By clicking 'Create your page', you agree to our [Terms of Service](#), our [Privacy Policy](#), and have read the [Fundraising Regulator's Guidance Notes](#).



[Create your page](#)

[Help](#)

5


Just fill in your details and then click on 'Create your page'. The most successful fundraising pages are those which are personalised – so upload a photo, set a fundraising target, and let everyone know why you've decided to host your own Big Scottish Picnic and to support Heart Research UK.

6

Great! You've created your page! You're now ready to get started on your fundraising.

JustGiving Menu Start Fundraising Search Amanda

[Edit your page](#)

 **THE BIG SCOTTISH PICNIC**

[View gallery](#)

[Change cover](#)

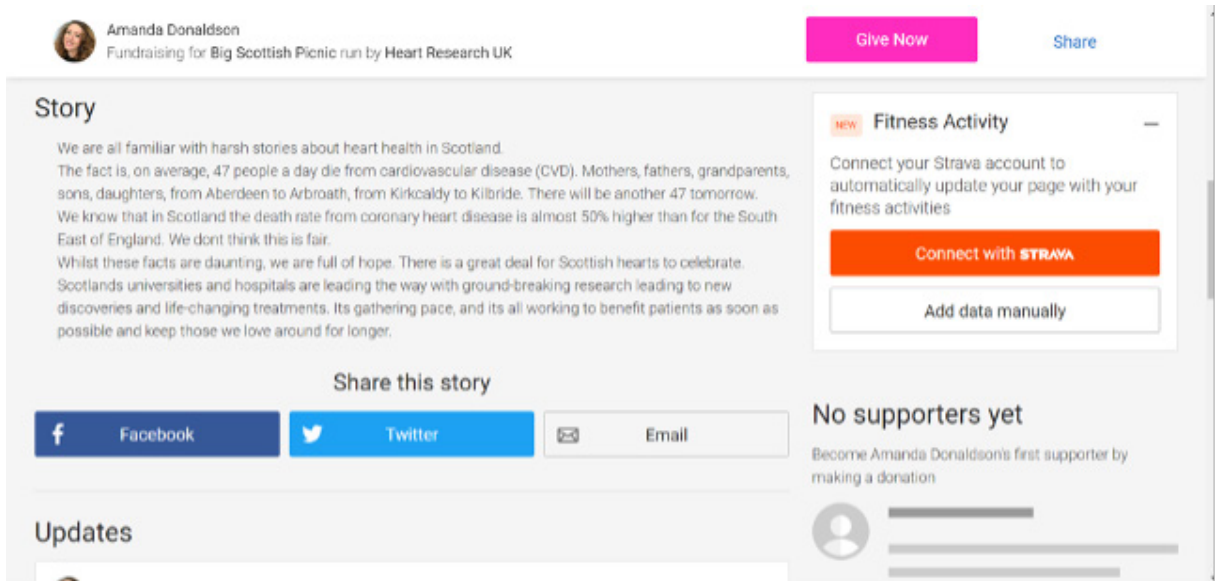
£0 raised

[Give Now](#)

[Share](#)

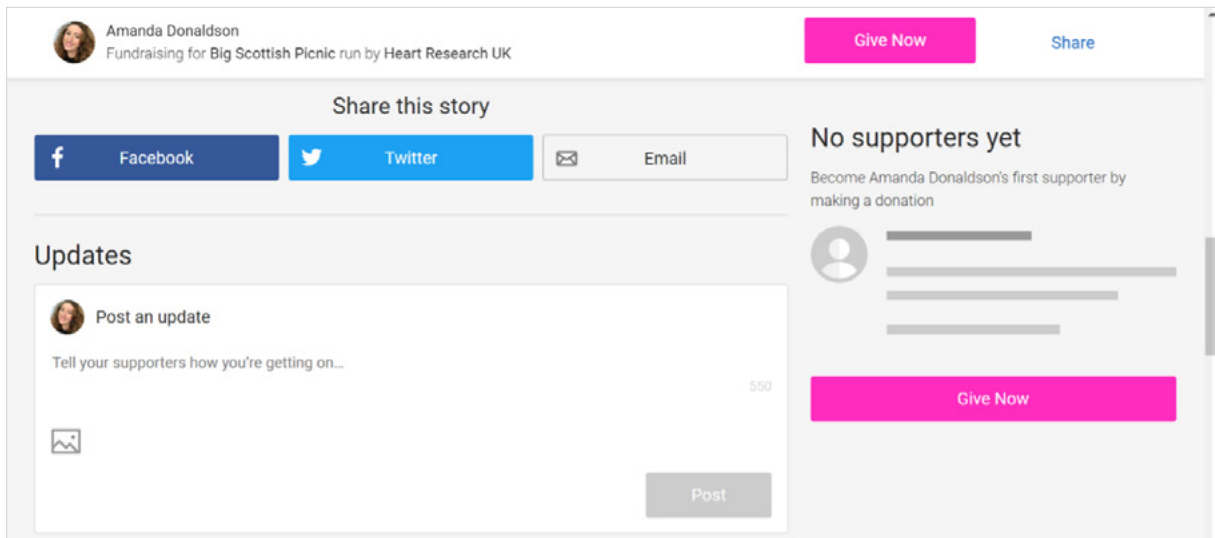
7

On your fundraising page you will be able to share your story via your social media channels and via email to help you get started.



8

You'll be able to use your page to update your supporters on all your plans, add photos and let people know what to expect from your Big Scottish Picnic.



9

Now you're all set to share your page and see you smash your fundraising target!